

RollGuard™ HAND BRAKE



FREIGHT CAR



Group N - RollGuard™
Hand Brake

SAFETY AND SECURITY ON HAND

Take control of your railcars with the power and handling of the RollGuard™ Group N Hand Brake from A. Stucki Company. This superior evolution of an industry staple offers renowned peace of mind for your valuable investments. In addition it features extended life and durability, making it a cost-effective, long-term solution when you need it most.

A UNIQUE DESIGN

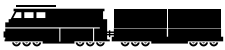
The RollGuard™ Hand Brake's unique design is highlighted by its use of sealed bearings, tight tolerances on all elements, and a slim clutch compartment. Corrosive, damaging elements and debris are kept out while vital moly grease remains intact.

The sealed bearing virtually eliminates the damage simple railcar washing typically has on hand brake parts. In addition, the RollGuard™ utilizes sealed roller bearings at both ends of the brake wheel axle, featuring improved characteristics over commonly used journal bearings. It offers minimal rolling resistance and sliding, while providing greater accuracy and durability.

The clutch is also composed of wide diameter bearings that extend life and fatigue resistance. All of which ensures a safer ride for your crews and cargo.

FEATURES & BENEFITS








- Resistant to fatigue and vibration
- Antifreeze grease prevents freezing effect
- Internal deflector shield enhances protection against elements, forced spray of chemicals or sand
- Bent end lever with reduced travel provides added clearance at reachable height for a quick hand brake release
- Sealed, wider bearings for extended life and value
- Roller bearing at wheel/clutch axle for superior performance and smooth operation
- Lubrication free
- E-coated in rust-proof black oxide
- Certified under hand brake AAR specifications S-475
- Tight tolerances for reliable and consistent braking and release
- Hand wheel, chain joiner, clevis and pin, sheave wheel, and bell crank additionally available for new rail cars or as replacement parts
- Effective traceability
- Immediate delivery



TECHNICAL SPECIFICATIONS:

SELECTION CHART

Product Description		
RollGuard™ Hand Brake - Group N	Long Release Lever	No Clevis
		w/ Clevis & Pin
		w/ Chain Joiner
	Short Release Lever	No Clevis
		w/ Clevis & Pin
		w/ Chain Joiner
	No Release Lever	No Clevis
		w/ Clevis & Pin
		w/ Chain Joiner
Hand Wheel, Shallow, Vertical Type Std. #2	Reinforced Steel	
Bell Crank	Ductile Iron	
Sheave Wheel	Ductile Iron	
Chain Joiner	3/8"	
Clevis & Pin	1/2"	

Accessories	Image
Hand Wheel, Shallow, Vertical Type Std. #2	
#66 Bell Crank	
Sheave Wheel	
3/8" Chain Joiner Link	
1/2" Clevis & Pin	
Long Release Lever	
Short Release Lever	

General Dimensions

